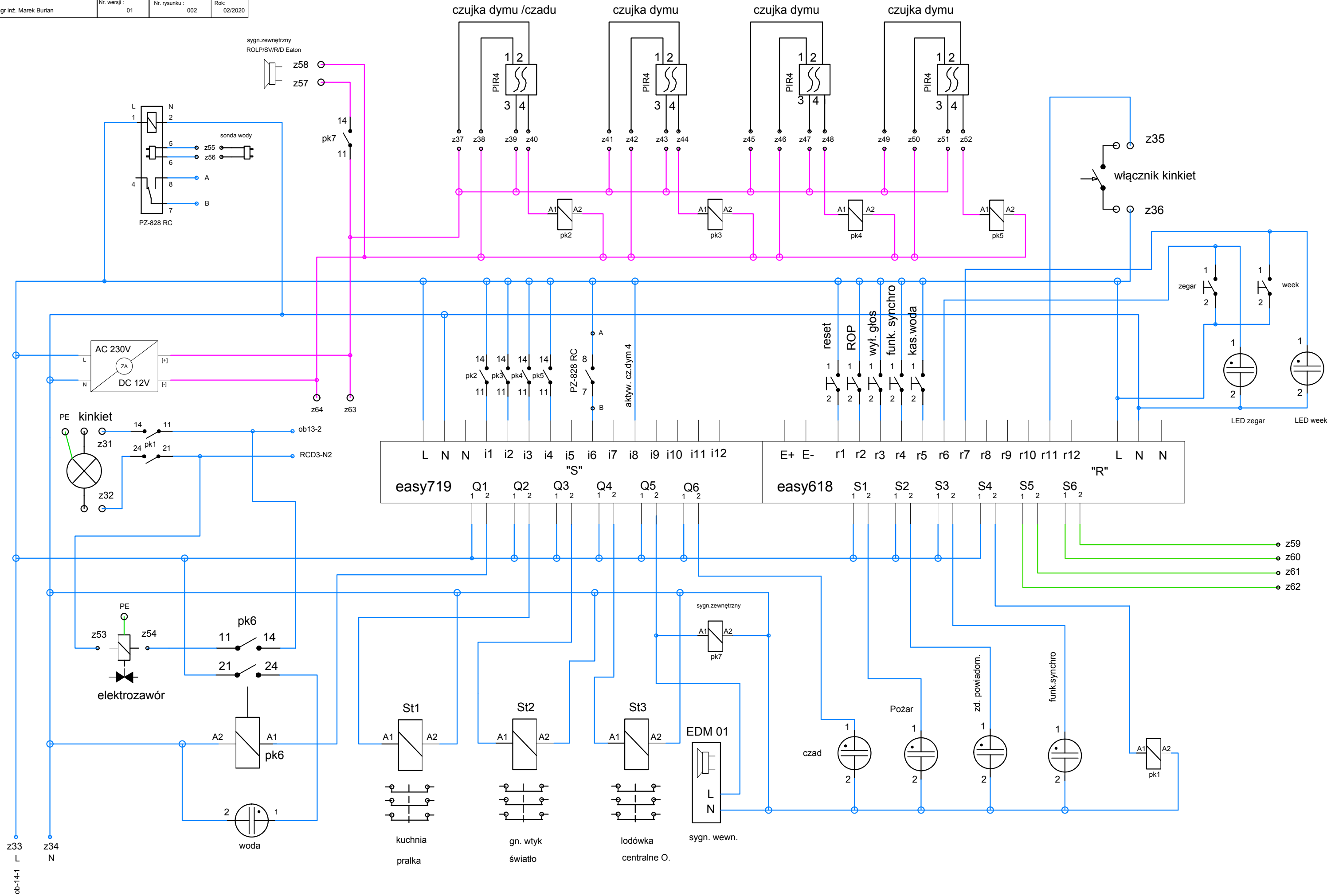


Nazwa systemu: LABRADOR-standard		Nazwa rysunku: Schemat ideowy automatyki	
Projektant: mgr inż. Marek Burian	Nr. wersji: 01	Nr. rysunku: 002	Rok: 02/2020



czujka dymu /czadu

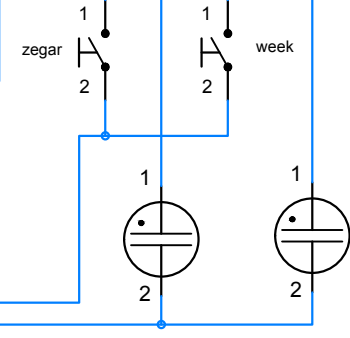
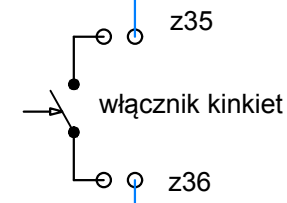
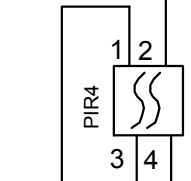
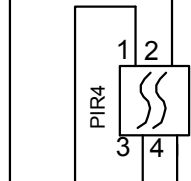
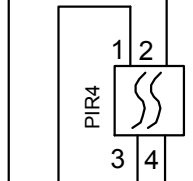
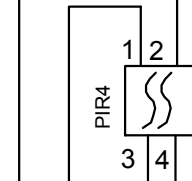
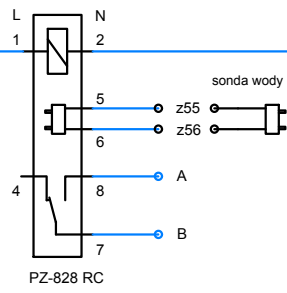
czujka dymu

czujka dymu

czujka dymu

sygn.zewn. z58

sygn.zewn. z57



L	N	N	i1	i2	i3	i4	i5	i6	i7	i8	i9	i10	i11	i12	E+	E-	r1	r2	r3	r4	r5	r6	r7	r8	r9	r10	r11	r12	L	N	N						
easy719																easy618																					
"S"																"R"																					
Q1	Q2	Q3	Q4	Q5	Q6											S1	S2	S3	S4	S5	S6																
1	2	1	2	1	2											1	2	1	2	1	2	1	2	1	2												

- z59
- z60
- z61
- z62

z33 L

z34 N

ob-14-1

elektrozawór

woda

kuchnia

pralka

gn. wtyk

światło

lodówka

centralne O.

sygn. wewn.

czad

Pożar

zd. powiadom.

funk. synchro